

Garbage and Recycling Collection Survey

Friday, February 17, 2017

380

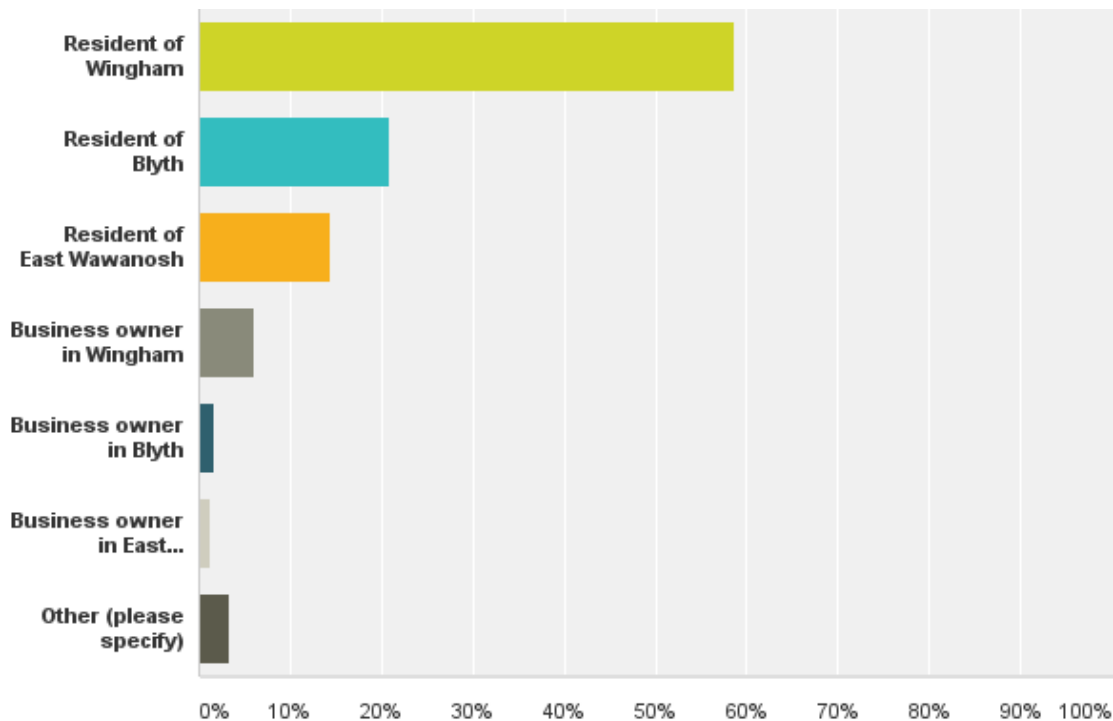
Total Responses

Date Created: Thursday, January 12, 2017

Complete Responses: 335

Q1: Are you a

Answered: 380 Skipped: 0



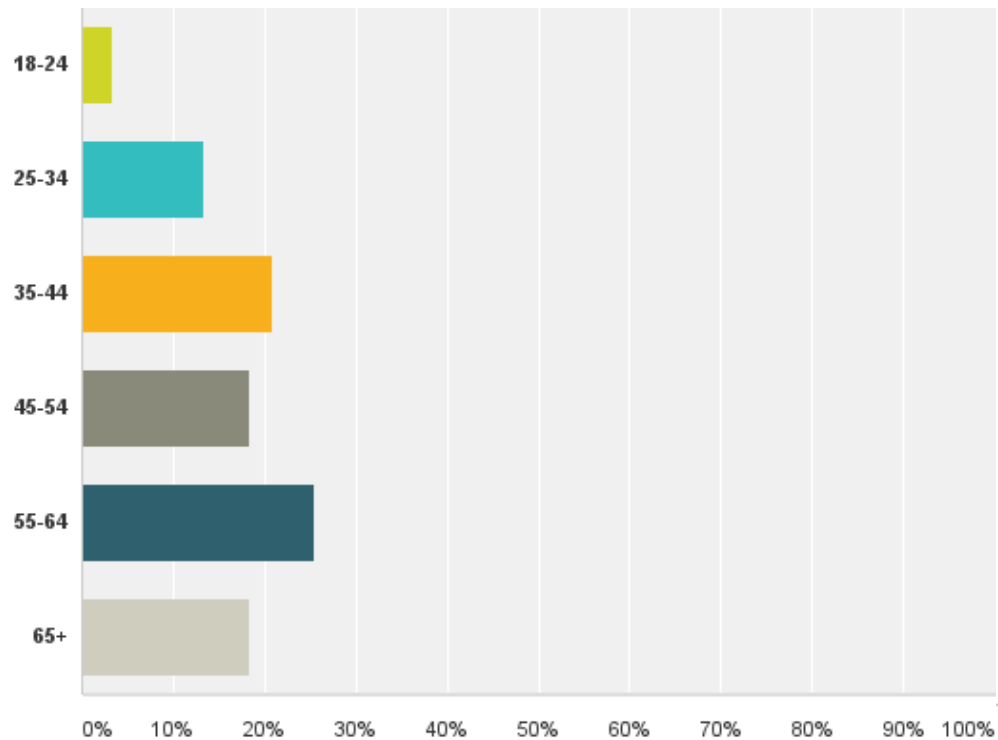
Q1: Are you a

Answered: 380 Skipped: 0

| Answer Choices | Responses | |
|---------------------------------|-----------|-----|
| Resident of Wingham | 58.68% | 223 |
| Resident of Blyth | 20.79% | 79 |
| Resident of East Wawanosh | 14.47% | 55 |
| Business owner in Wingham | 6.05% | 23 |
| Business owner in Blyth | 1.58% | 6 |
| Business owner in East Wawanosh | 1.32% | 5 |
| Other (please specify) | 3.42% | 13 |
| Total Respondents: 380 | | |

Q2: What is your age?

Answered: 380 Skipped: 0



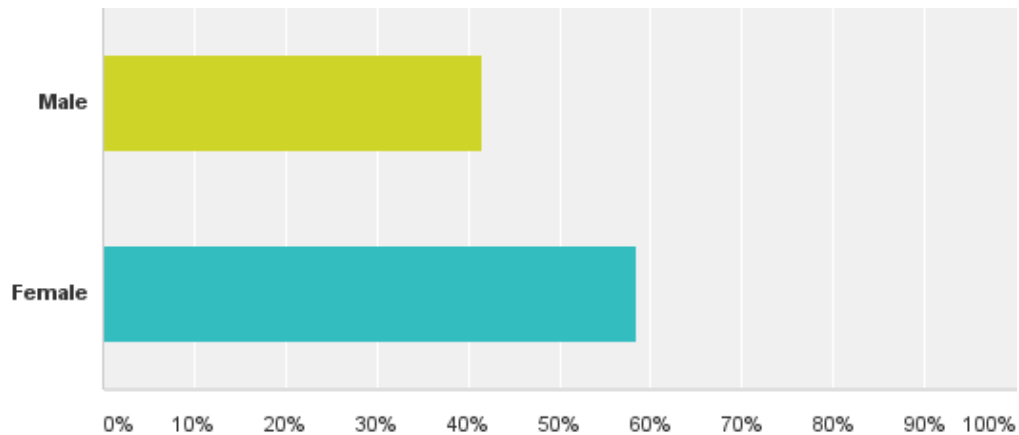
Q2: What is your age?

Answered: 380 Skipped: 0

| Answer Choices | Responses |
|----------------|------------|
| 18-24 | 3.42% 13 |
| 25-34 | 13.42% 51 |
| 35-44 | 20.79% 79 |
| 45-54 | 18.42% 70 |
| 55-64 | 25.53% 97 |
| 65+ | 18.42% 70 |
| Total | 380 |

Q3: Are you male or female?

Answered: 380 Skipped: 0



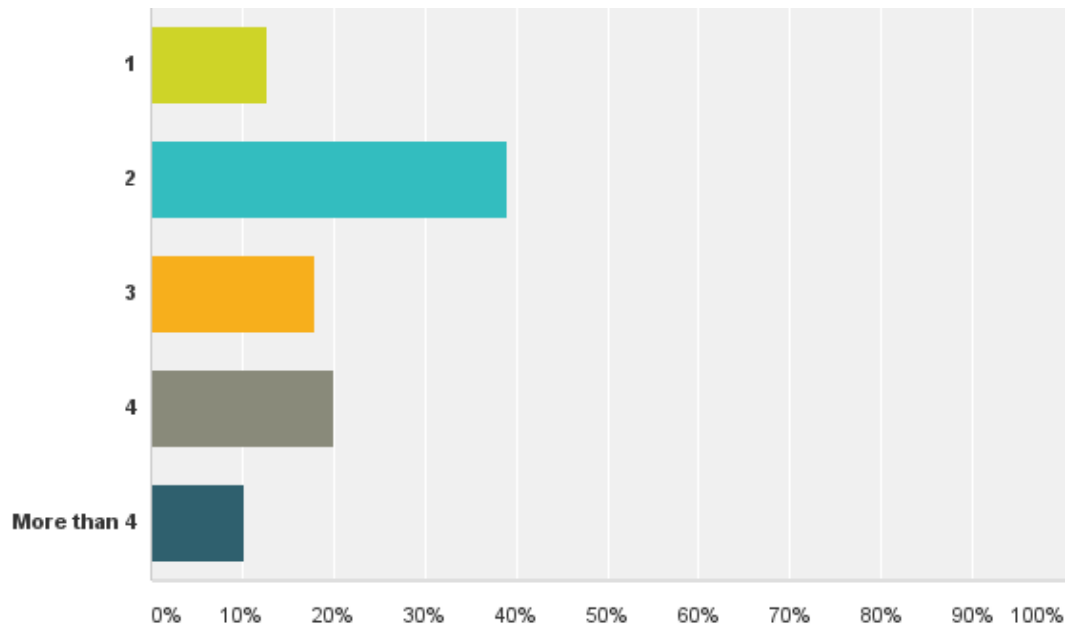
Q3: Are you male or female?

Answered: 380 Skipped: 0

| Answer Choices | Responses | |
|----------------|-----------|-----|
| Male | 41.58% | 158 |
| Female | 58.42% | 222 |
| Total | | 380 |

Q4: How many people currently live in your household?

Answered: 379 Skipped: 1



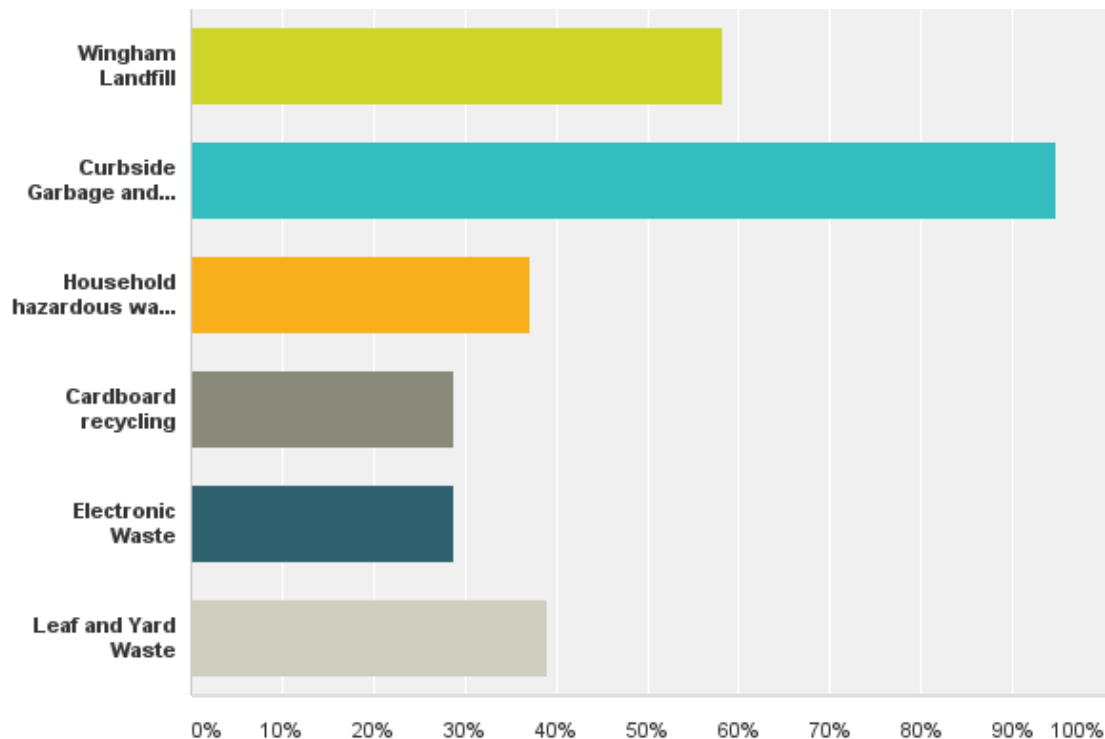
Q4: How many people currently live in your household?

Answered: 379 Skipped: 1

| Answer Choices | Responses | |
|----------------|-----------|------------|
| 1 | 12.66% | 48 |
| 2 | 39.05% | 148 |
| 3 | 17.94% | 68 |
| 4 | 20.05% | 76 |
| More than 4 | 10.29% | 39 |
| Total | | 379 |

Q5: Which waste management services do you currently use?

Answered: 376 Skipped: 4



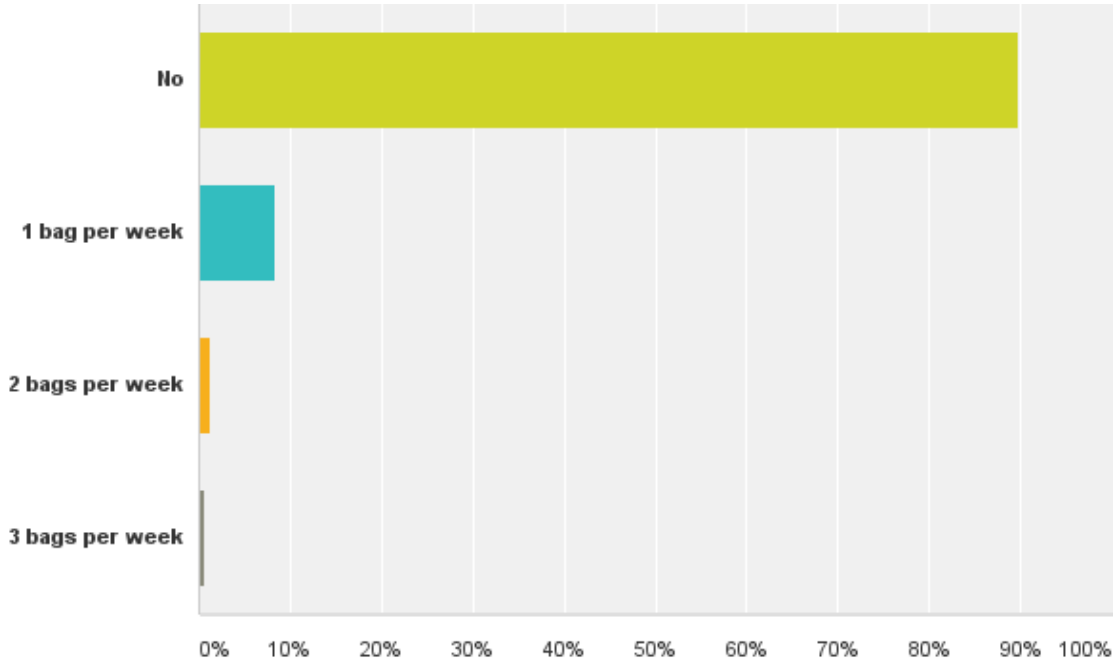
Q5: Which waste management services do you currently use?

Answered: 376 Skipped: 4

| Answer Choices | Responses | |
|--|-----------|-----|
| Wingham Landfill | 58.24% | 219 |
| Curbside Garbage and Recycling Collection | 94.68% | 356 |
| Household hazardous waste annual event or drop off at the landfill | 37.23% | 140 |
| Cardboard recycling | 28.72% | 108 |
| Electronic Waste | 28.72% | 108 |
| Leaf and Yard Waste | 39.10% | 147 |
| Total Respondents: 376 | | |

Q6: Do you burn garbage? How much?

Answered: 374 Skipped: 6



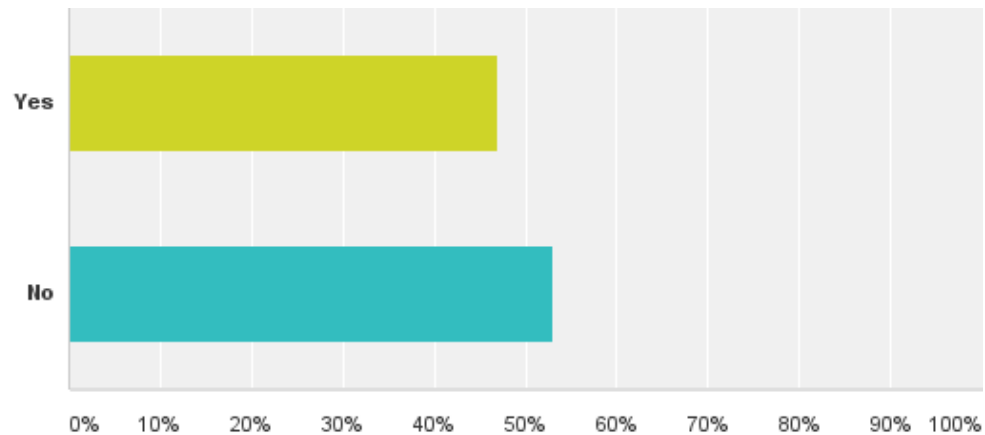
Q6: Do you burn garbage? How much?

Answered: 374 Skipped: 6

| Answer Choices | Responses | |
|-----------------|-----------|------------|
| No | 89.84% | 336 |
| 1 bag per week | 8.29% | 31 |
| 2 bags per week | 1.34% | 5 |
| 3 bags per week | 0.53% | 2 |
| Total | | 374 |

Q7: Do you compost?

Answered: 374 Skipped: 6



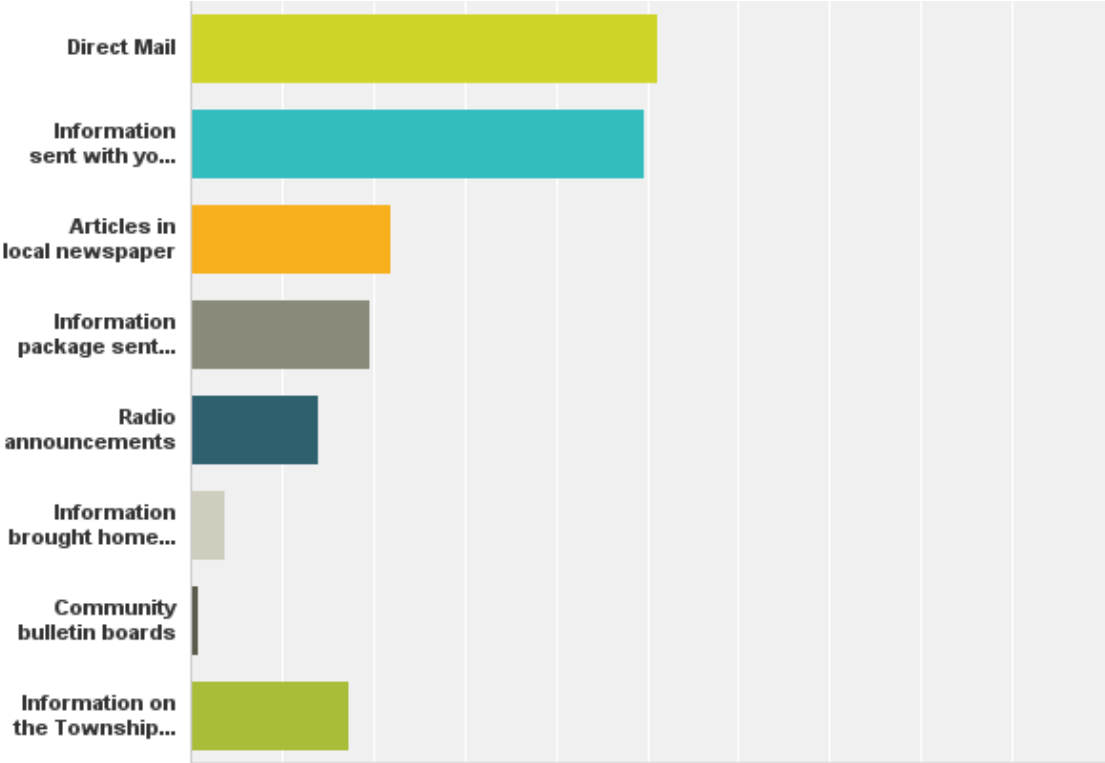
Q7: Do you compost?

Answered: 374 Skipped: 6

| Answer Choices | Responses | |
|----------------|-----------|------------|
| Yes | 47.06% | 176 |
| No | 52.94% | 198 |
| Total | | 374 |

Q8: What is the best way to communicate to you about solid waste initiatives?

Answered: 371 Skipped: 9



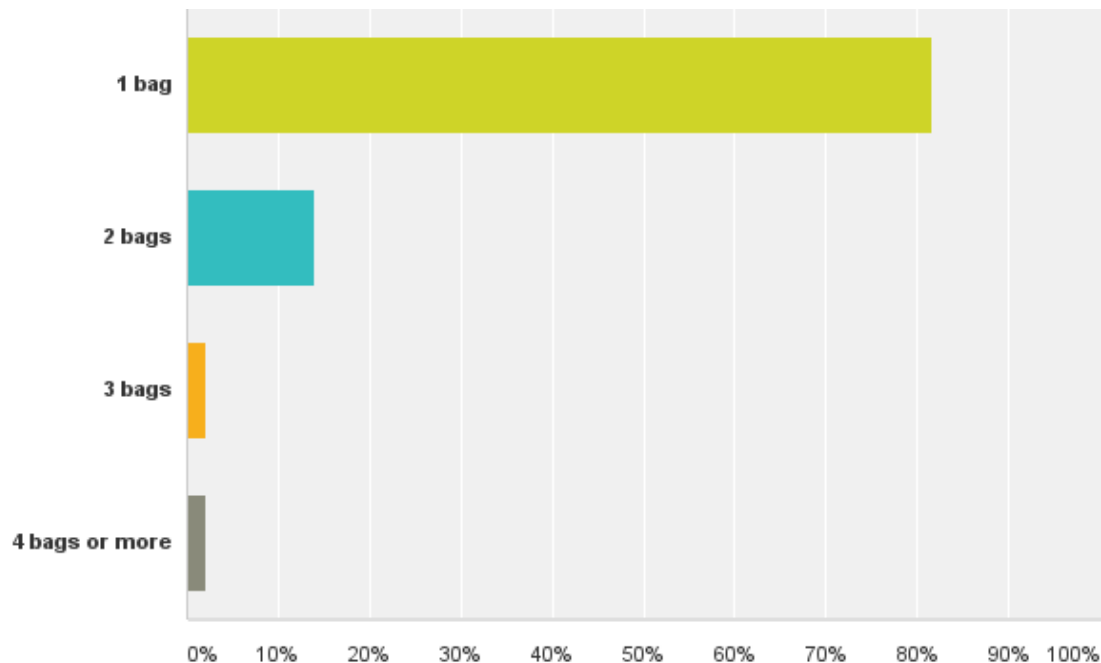
Q8: What is the best way to communicate to you about solid waste initiatives?

Answered: 371 Skipped: 9

| Answer Choices | Responses | |
|--|-----------|-----|
| Direct Mail | 51.21% | 190 |
| Information sent with your utility and tax bills | 49.60% | 184 |
| Articles in local newspaper | 21.83% | 81 |
| Information package sent once or twice per year | 19.68% | 73 |
| Radio announcements | 14.02% | 52 |
| Information brought home by school children | 3.77% | 14 |
| Community bulletin boards | 0.81% | 3 |
| Information on the Township of North Huron website | 17.25% | 64 |
| Total Respondents: 371 | | |

Q9: How much garbage do you generate per week? (1 bag = 1 clear garbage bag)

Answered: 370 Skipped: 10



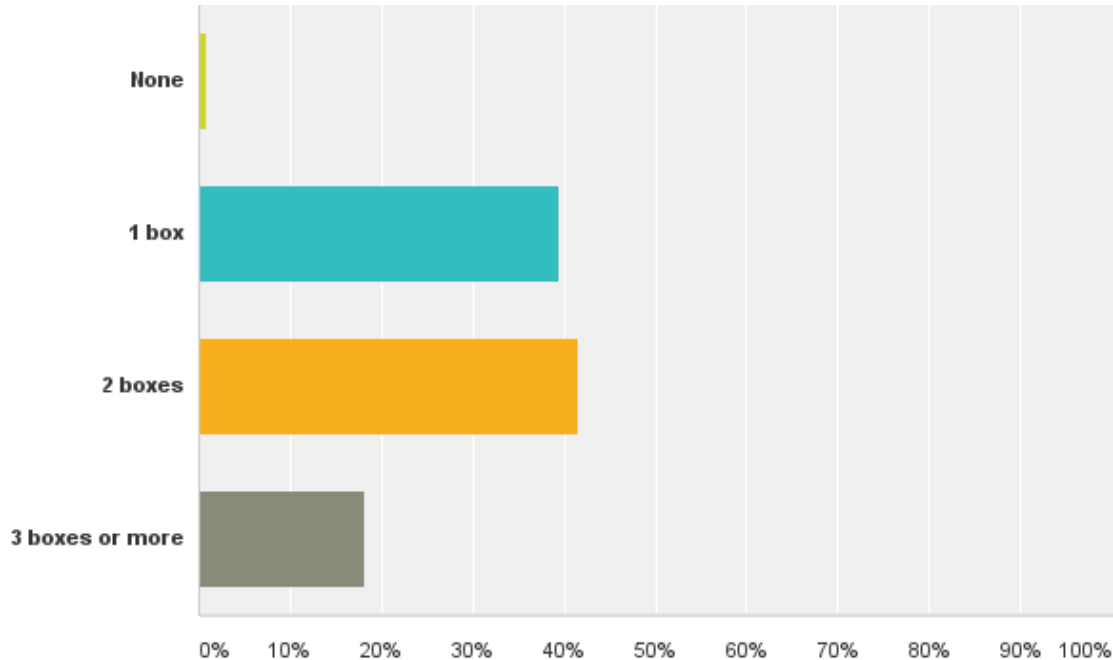
Q9: How much garbage do you generate per week? (1 bag = 1 clear garbage bag)

Answered: 370 Skipped: 10

| Answer Choices | Responses | |
|----------------|-----------|-----|
| 1 bag | 81.62% | 302 |
| 2 bags | 14.05% | 52 |
| 3 bags | 2.16% | 8 |
| 4 bags or more | 2.16% | 8 |
| Total | | 370 |

Q10: How much recycling do you do per week? (1 box = 1 standard blue box)

Answered: 368 Skipped: 12



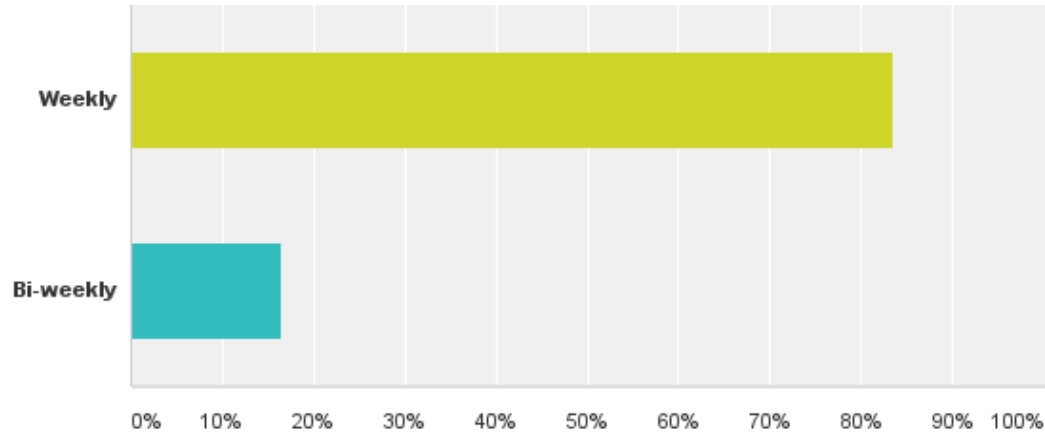
Q10: How much recycling do you do per week? (1 box = 1 standard blue box)

Answered: 368 Skipped: 12

| Answer Choices | Responses | |
|-----------------|---------------|------------|
| None | 0.82% | 3 |
| 1 box | 39.40% | 145 |
| 2 boxes | 41.58% | 153 |
| 3 boxes or more | 18.21% | 67 |
| Total | | 368 |

Q11: Would you prefer weekly or biweekly garbage and recycling curbside collection?

Answered: 368 Skipped: 12



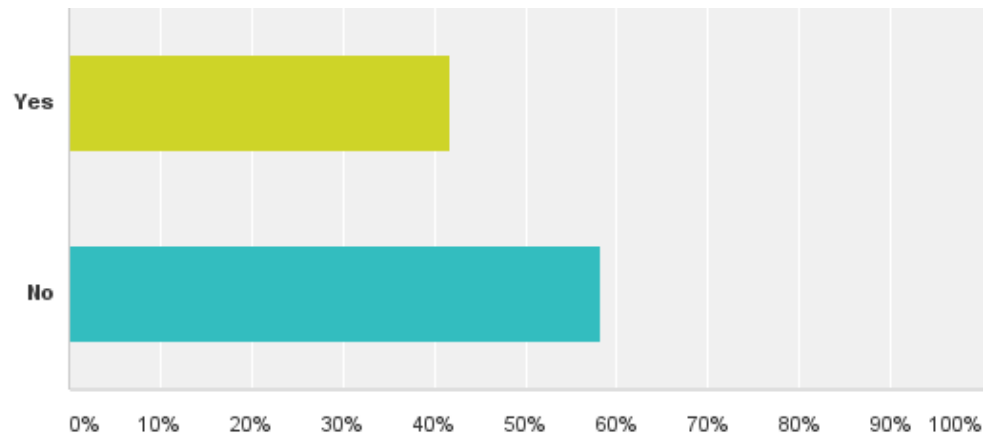
Q11: Would you prefer weekly or biweekly garbage and recycling curbside collection?

Answered: 368 Skipped: 12

| Answer Choices | Responses | |
|----------------|-----------|-----|
| Weekly | 83.42% | 307 |
| Bi-weekly | 16.58% | 61 |
| Total | | 368 |

Q12: Do you like using bag tags?

Answered: 368 Skipped: 12



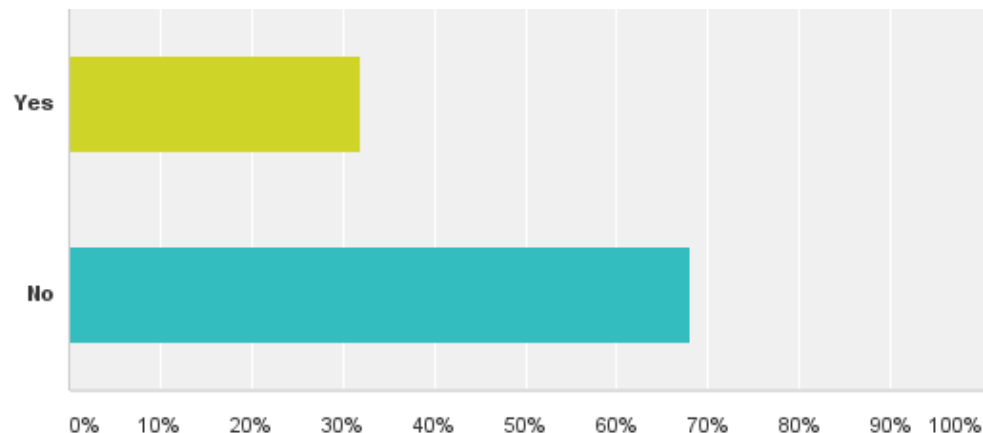
Q12: Do you like using bag tags?

Answered: 368 Skipped: 12

| Answer Choices | Responses | |
|----------------|-----------|-----|
| Yes | 41.85% | 154 |
| No | 58.15% | 214 |
| Total | 368 | |

Would you prefer to pay a monthly charge which would be added to your tax bill instead of using the Bag Tag system for curbside collection service?

Answered: 366 Skipped: 14



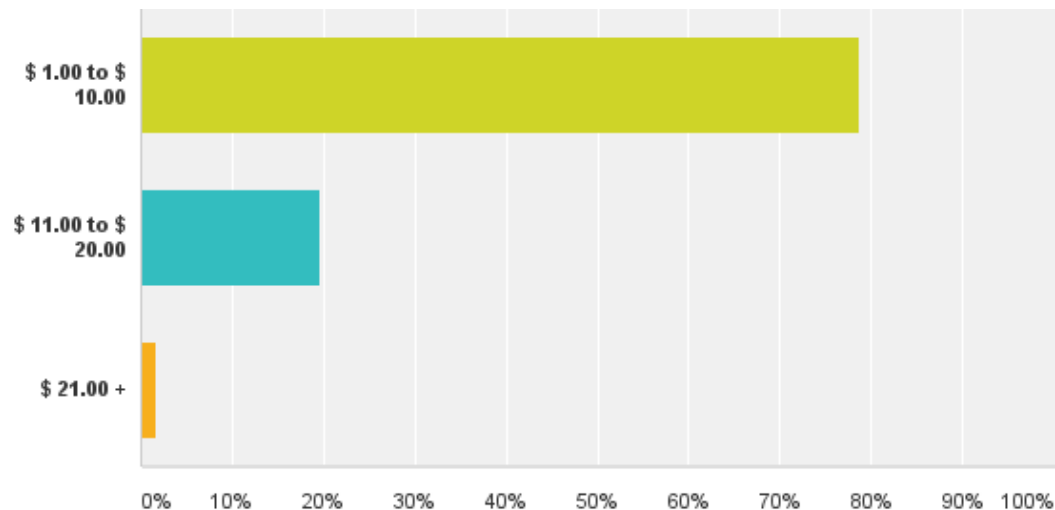
Would you prefer to pay a monthly charge which would be added to your tax bill instead of using the Bag Tag system for curbside collection service?

Answered: 366 Skipped: 14

| Answer Choices | Responses | |
|----------------|-----------|-----|
| Yes | 31.97% | 117 |
| No | 68.03% | 249 |
| Total | | 366 |

Q14: How much would you pay per month for garbage and recycling service?

Answered: 117 Skipped: 263



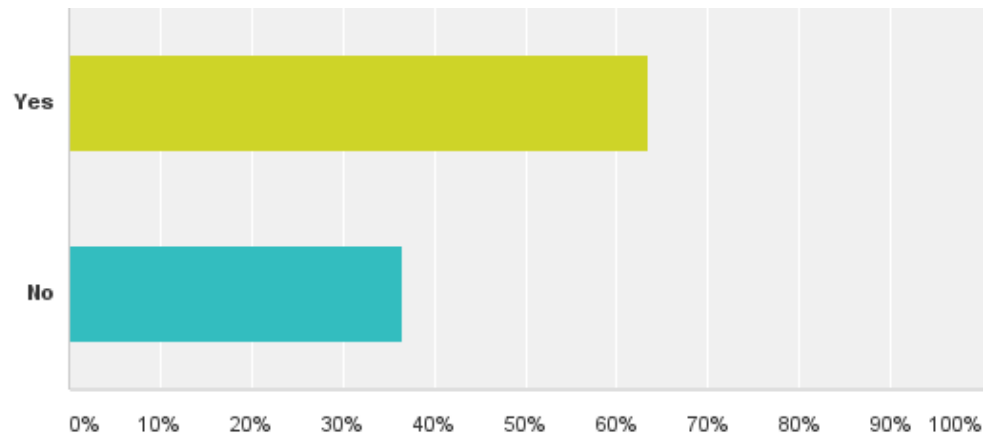
Q14: How much would you pay per month for garbage and recycling service?

Answered: 117 Skipped: 263

| Answer Choices | Responses | |
|----------------------|---------------|------------|
| \$ 1.00 to \$ 10.00 | 78.63% | 92 |
| \$ 11.00 to \$ 20.00 | 19.66% | 23 |
| \$ 21.00 + | 1.71% | 2 |
| Total | | 117 |

Q15: Would you be interested in using the wheeled collection bins for Curbside Garbage and Recycling?

Answered: 364 Skipped: 16



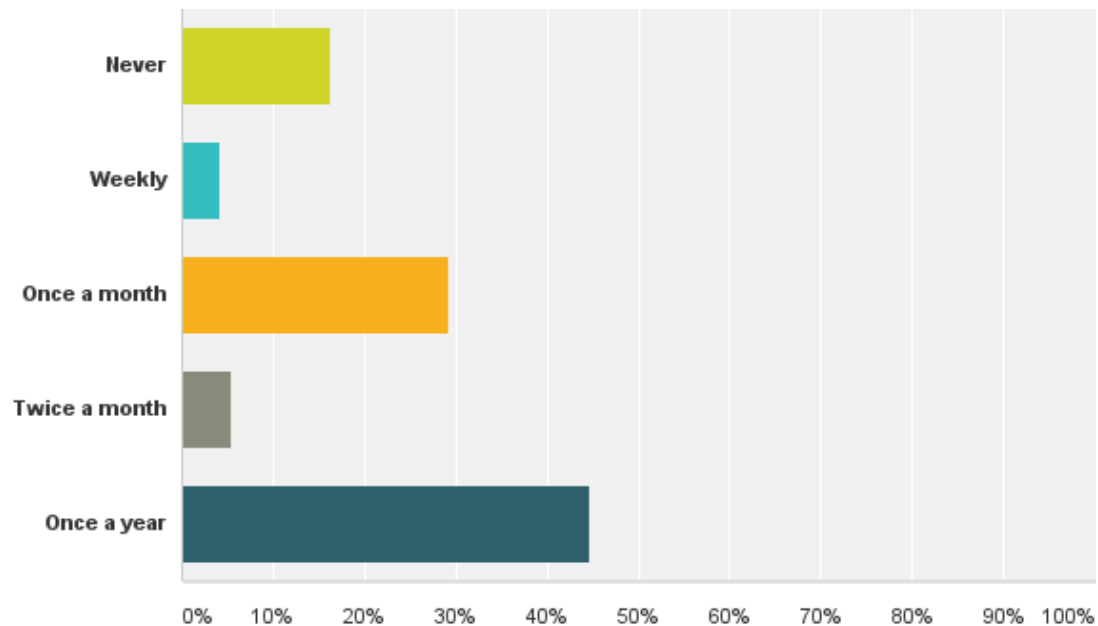
Q15: Would you be interested in using the wheeled collection bins for Curbside Garbage and Recycling?

Answered: 364 Skipped: 16

| Answer Choices | Responses | |
|----------------|-----------|-----|
| Yes | 63.46% | 231 |
| No | 36.54% | 133 |
| Total | | 364 |

Q16: How often do you use the landfill?

Answered: 362 Skipped: 18



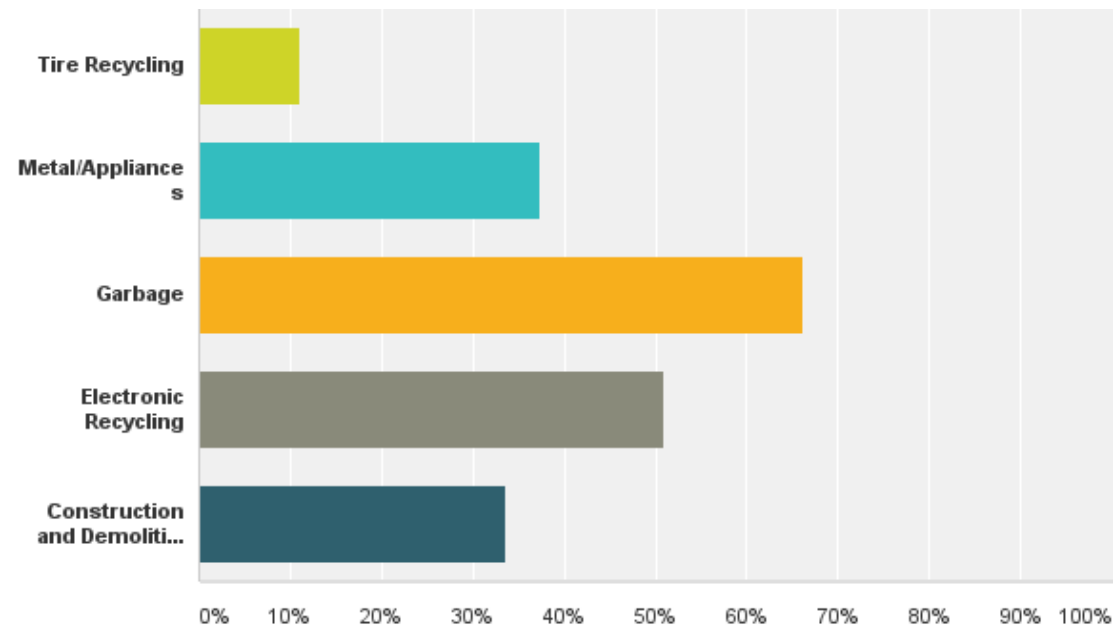
Q16: How often do you use the landfill?

Answered: 362 Skipped: 18

| Answer Choices | Responses | |
|----------------|-----------|------------|
| Never | 16.30% | 59 |
| Weekly | 4.14% | 15 |
| Once a month | 29.28% | 106 |
| Twice a month | 5.52% | 20 |
| Once a year | 44.75% | 162 |
| Total | | 362 |

Q17: What services at the Wingham Landfill do you use?

Answered: 361 Skipped: 19



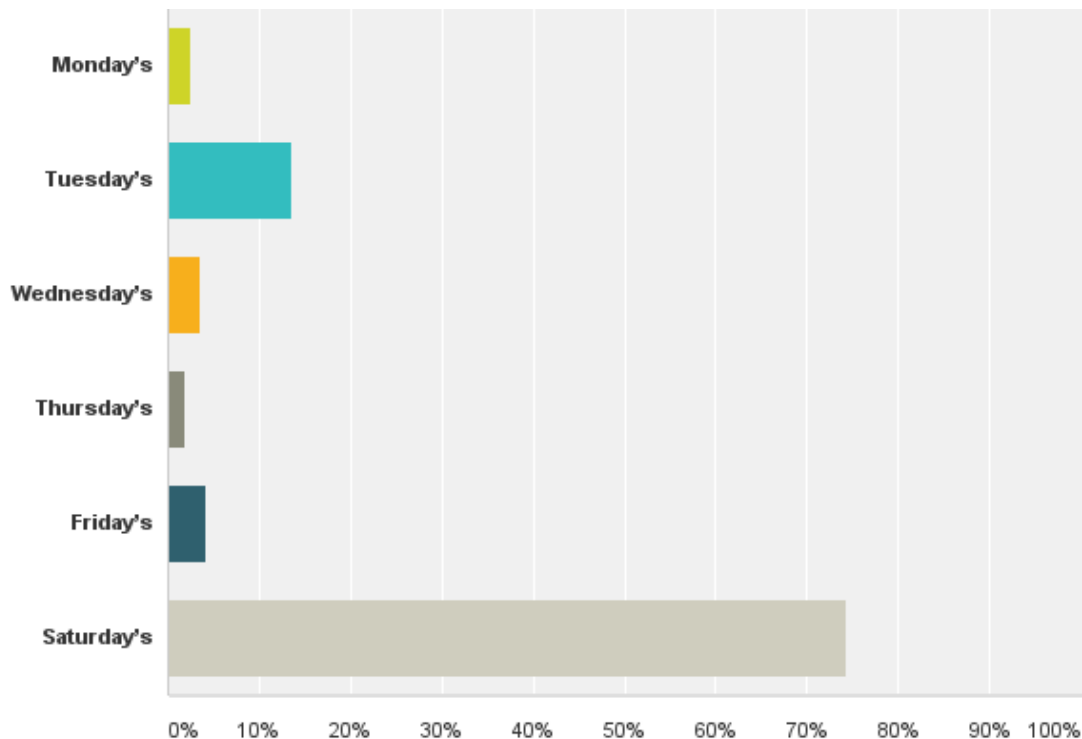
Q17: What services at the Wingham Landfill do you use?

Answered: 361 Skipped: 19

| Answer Choices | Responses | |
|-----------------------------------|-----------|-----|
| Tire Recycling | 11.08% | 40 |
| Metal/Appliances | 37.40% | 135 |
| Garbage | 66.20% | 239 |
| Electronic Recycling | 50.97% | 184 |
| Construction and Demolition Waste | 33.52% | 121 |
| Total Respondents: 361 | | |

Q18: What day best suits your schedule for using the landfill?

Answered: 361 Skipped: 19



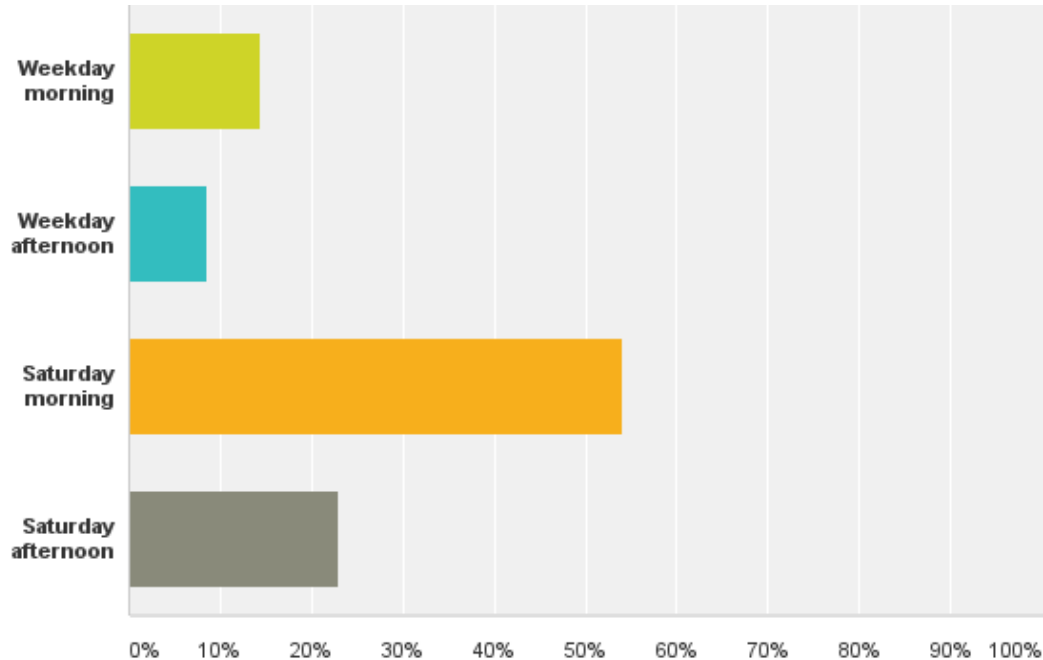
Q18: What day best suits your schedule for using the landfill?

Answered: 361 Skipped: 19

| Answer Choices | Responses | |
|----------------|-----------|------------|
| Monday's | 2.49% | 9 |
| Tuesday's | 13.57% | 49 |
| Wednesday's | 3.60% | 13 |
| Thursday's | 1.94% | 7 |
| Friday's | 4.16% | 15 |
| Saturday's | 74.24% | 268 |
| Total | | 361 |

Q19: What time bests suits your schedule for using the landfill?

Answered: 361 Skipped: 19



Q19: What time bests suits your schedule for using the landfill?

Answered: 361 Skipped: 19

| Answer Choices | Responses | |
|--------------------|-----------|-----|
| Weekday morning | 14.40% | 52 |
| Weekday afternoon | 8.59% | 31 |
| Saturday morning | 54.02% | 195 |
| Saturday afternoon | 22.99% | 83 |
| Total | | 361 |