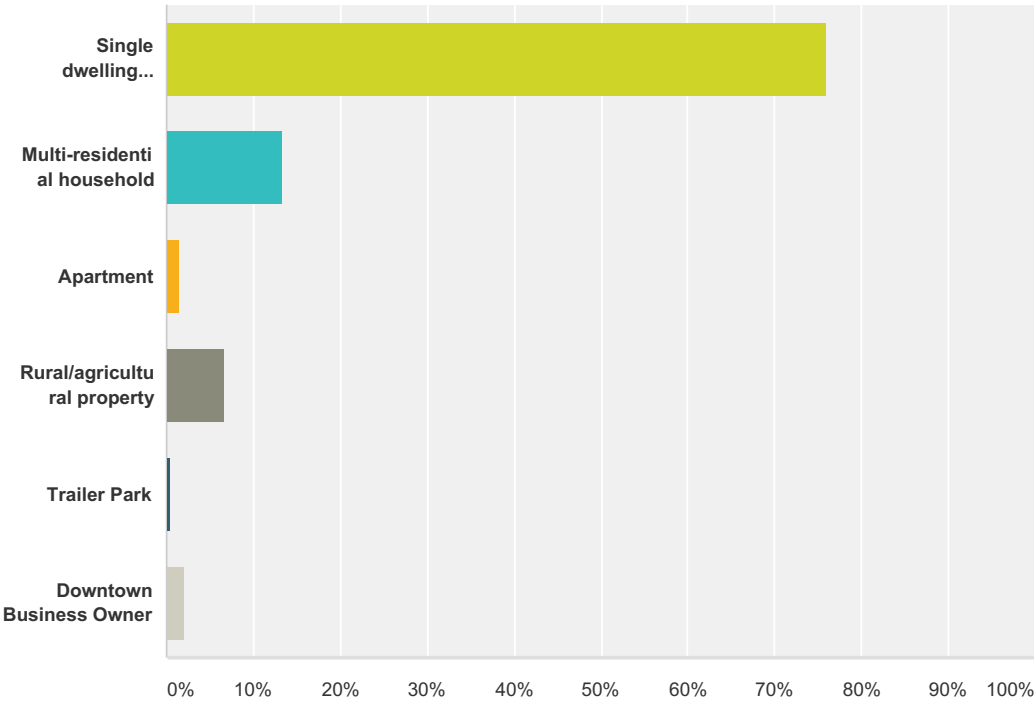


Q1 Do you live in a

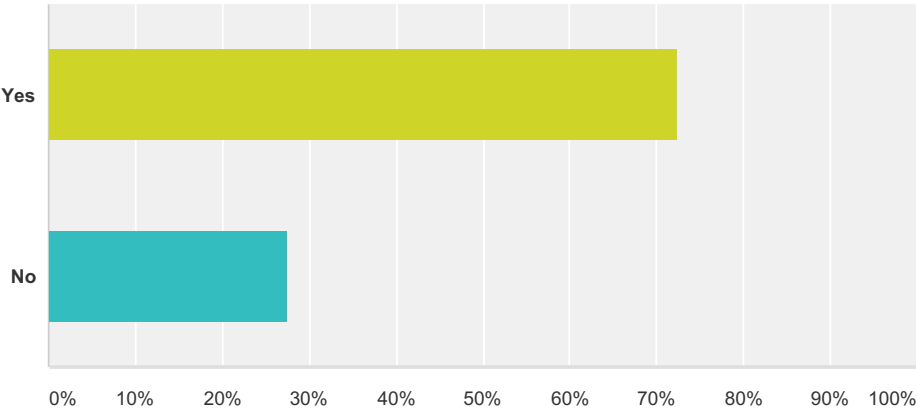
Answered: 196 Skipped: 0



Answer Choices	Responses	
Single dwelling household	76.02%	149
Multi-residential household	13.27%	26
Apartment	1.53%	3
Rural/agricultural property	6.63%	13
Trailer Park	0.51%	1
Downtown Business Owner	2.04%	4
Total		196

Q2 Are you aware that the solid waste service line impacts taxation by approximately \$230,000 annually, or approximately \$100 per household annually? This figure includes revenue sources from bag tags and tipping fees.

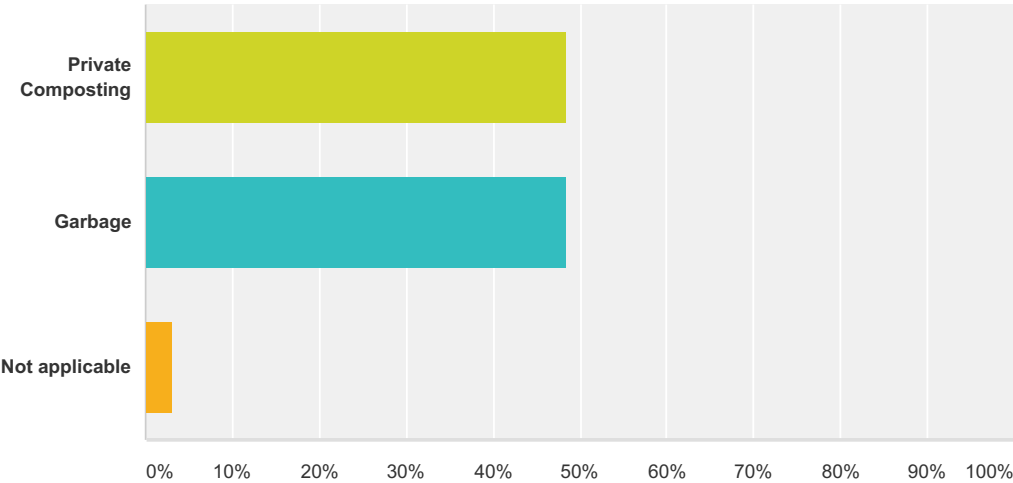
Answered: 196 Skipped: 0



Answer Choices	Responses	
Yes	72.45%	142
No	27.55%	54
Total		196

Q3 How do you currently manage your household organic waste (kitchen food scraps)?

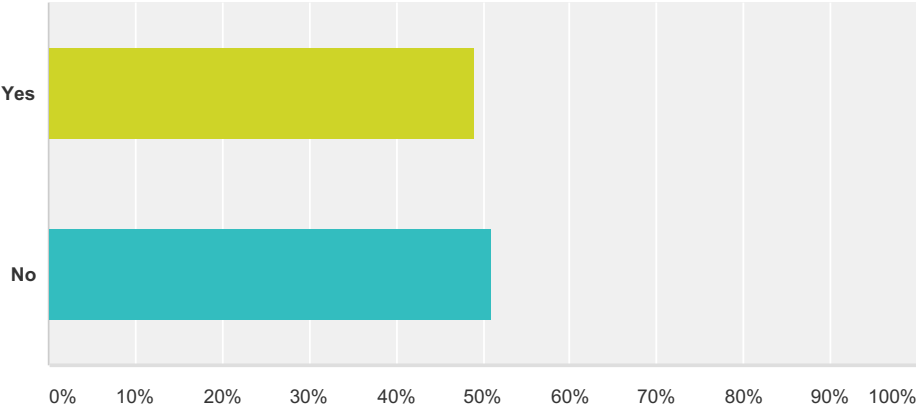
Answered: 196 Skipped: 0



Answer Choices	Responses	
Private Composting	48.47%	95
Garbage	48.47%	95
Not applicable	3.06%	6
Total		196

Q4 Would you support bi-weekly (every other week) collection considering it reduces the impact to taxation?

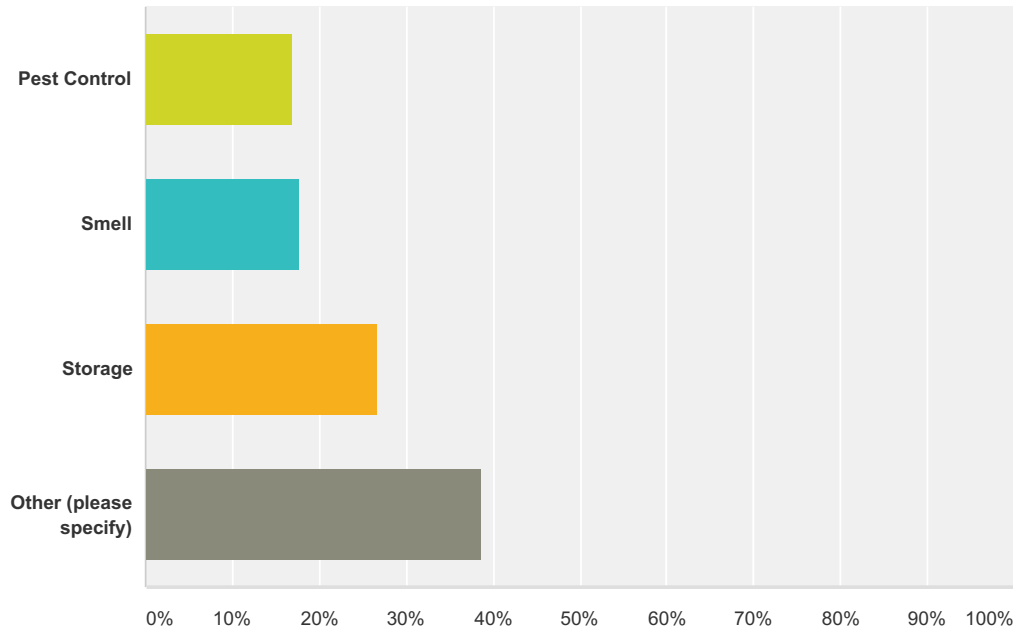
Answered: 196 Skipped: 0



Answer Choices	Responses	
Yes	48.98%	96
No	51.02%	100
Total		196

Q5 If no, what is your main concern?

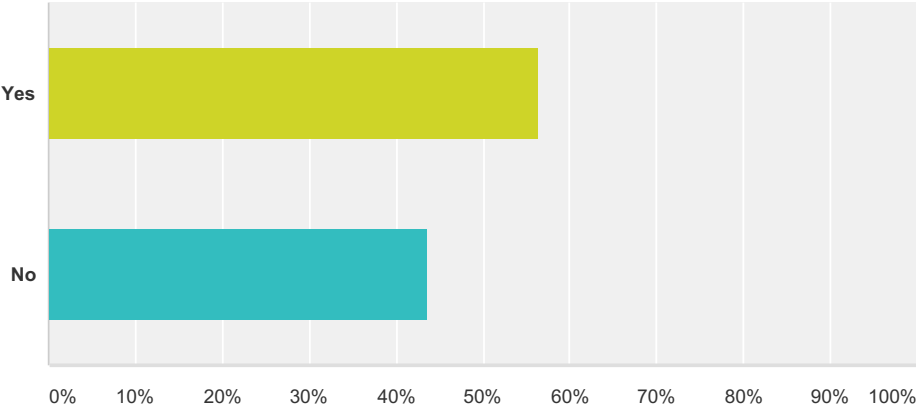
Answered: 101 Skipped: 95



Answer Choices	Responses	
Pest Control	16.83%	17
Smell	17.82%	18
Storage	26.73%	27
Other (please specify)	38.61%	39
Total		101

Q6 Would you prefer continuing with the current format of weekly (urban) bi-weekly (rural) curbside collection?

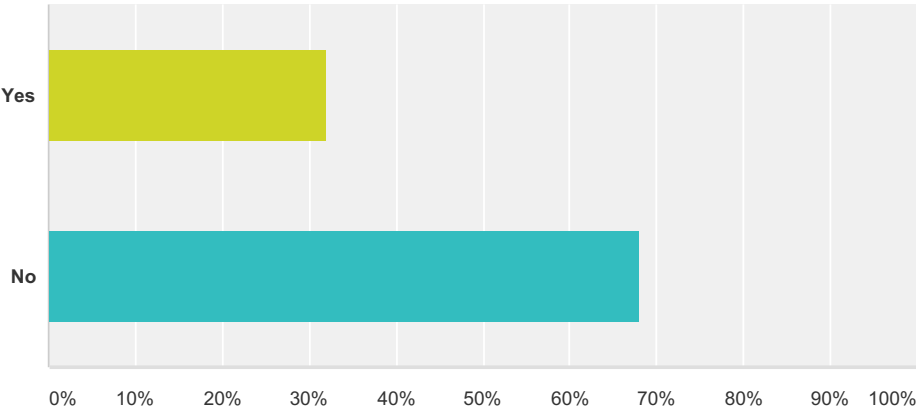
Answered: 195 Skipped: 1



Answer Choices	Responses	
Yes	56.41%	110
No	43.59%	85
Total		195

Q7 Would you prefer continuing with the current format of weekly (urban) bi-weekly (rural) curbside collection if it meant an increase in bag tag fees?

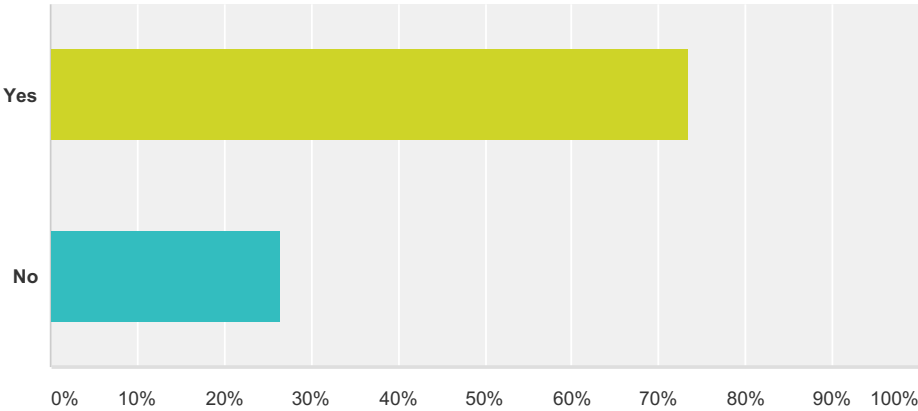
Answered: 194 Skipped: 2



Answer Choices	Responses	
Yes	31.96%	62
No	68.04%	132
Total		194

Q8 Household organics are approximated to make up half of the waste stream from residential waste sources. If the Township had an incentive program to promote private yard composting of household organics, would you be in favour?

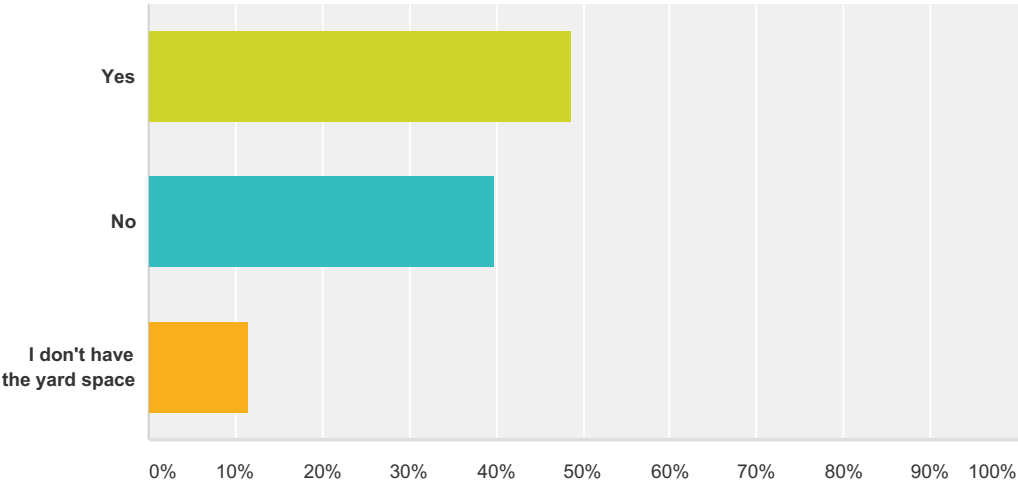
Answered: 192 Skipped: 4



Answer Choices	Responses	
Yes	73.44%	141
No	26.56%	51
Total		192

Q9 Would you be more likely to support bi-weekly (every other week) collection of garbage if you could reasonably manage or reduce your household organic waste stream through your own private yard composting?

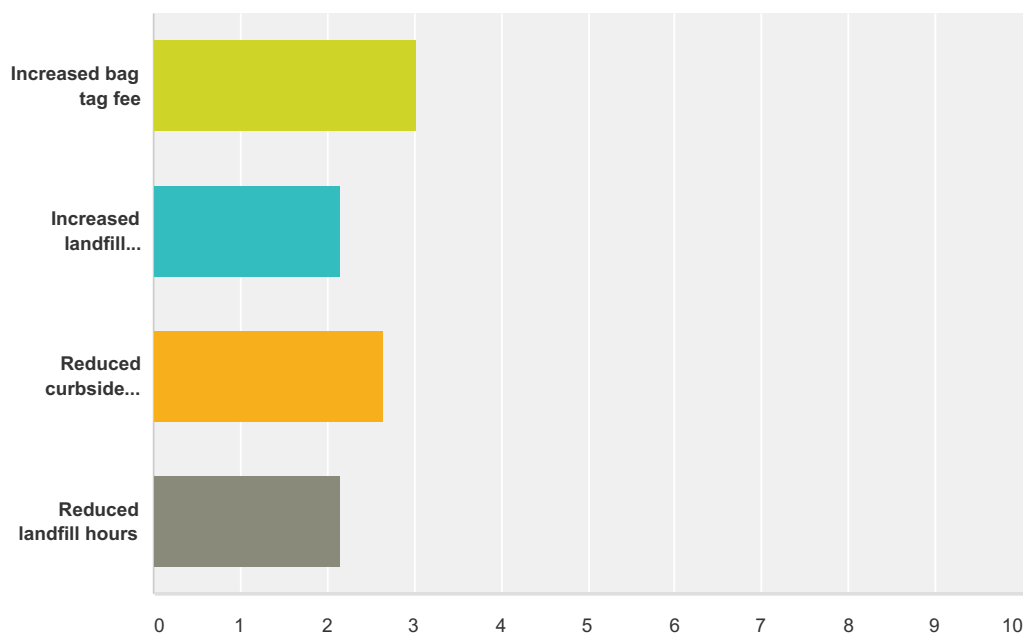
Answered: 191 Skipped: 5



Answer Choices	Responses	
Yes	48.69%	93
No	39.79%	76
I don't have the yard space	11.52%	22
Total		191

**Q10 Rank highest to lowest (4, is most preferred 1, is least preferred)
for preference in order to move the solid
waste service line to user-fee supported
and sustainability:**

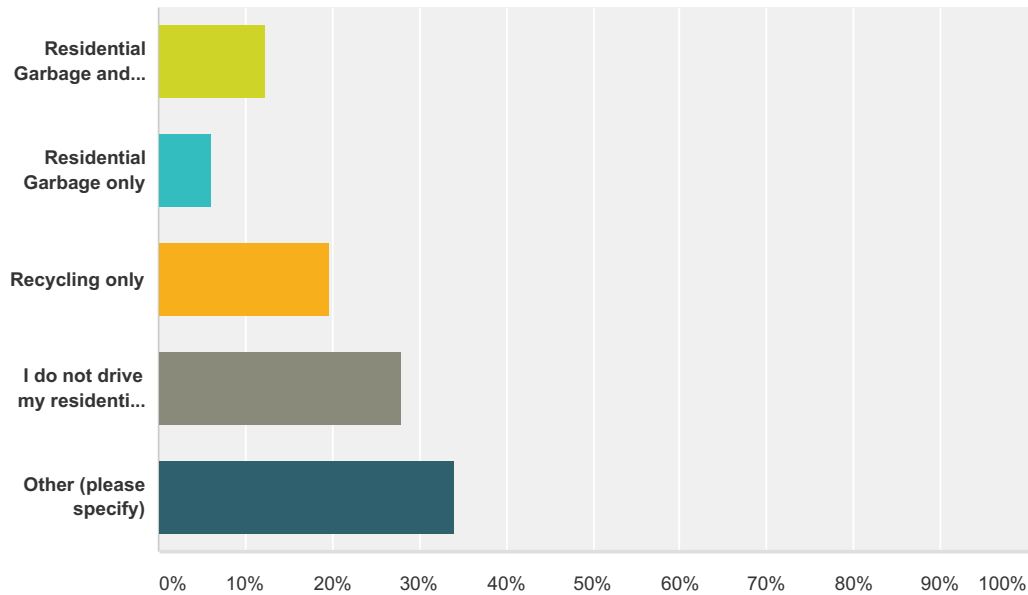
Answered: 179 Skipped: 17



	1	2	3	4	Total	Score
Increased bag tag fee	53.07% 95	16.20% 29	10.61% 19	20.11% 36	179	3.02
Increased landfill tipping fees or user fees	8.94% 16	29.05% 52	30.73% 55	31.28% 56	179	2.16
Reduced curbside collection frequency	30.17% 54	32.40% 58	10.61% 19	26.82% 48	179	2.66
Reduced landfill hours	7.82% 14	22.35% 40	48.04% 86	21.79% 39	179	2.16

Q11 Do you currently drive your residential garbage (in bags or open containers) or recycling to the landfill for disposal?

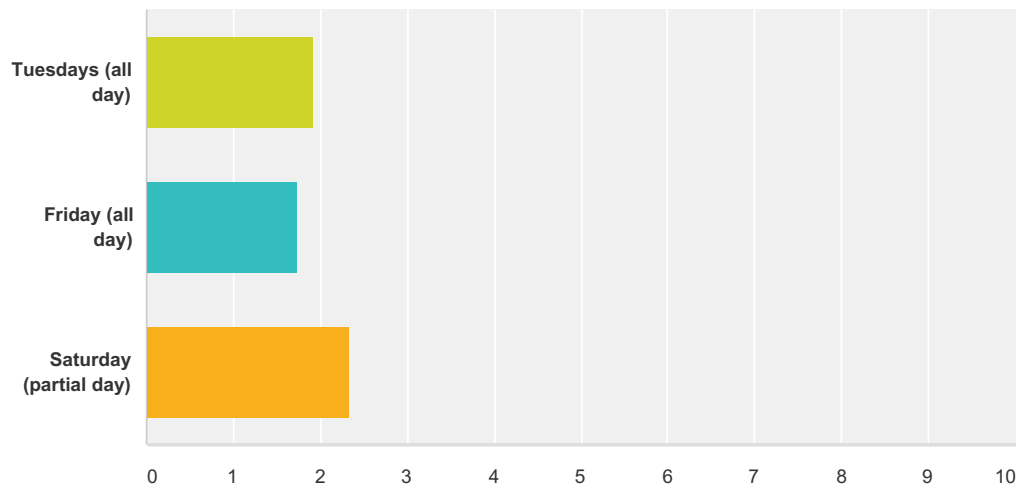
Answered: 179 Skipped: 17



Answer Choices	Responses	
Residential Garbage and Recycling	12.29%	22
Residential Garbage only	6.15%	11
Recycling only	19.55%	35
I do not drive my residential garbage or recycling to the landfill	27.93%	50
Other (please specify)	34.08%	61
Total		179

**Q12 If you had to reduce landfill hours, what is your preferred time-frame to reduce
(Rank highest to lowest (3, is most preferred 1, is least preferred))**

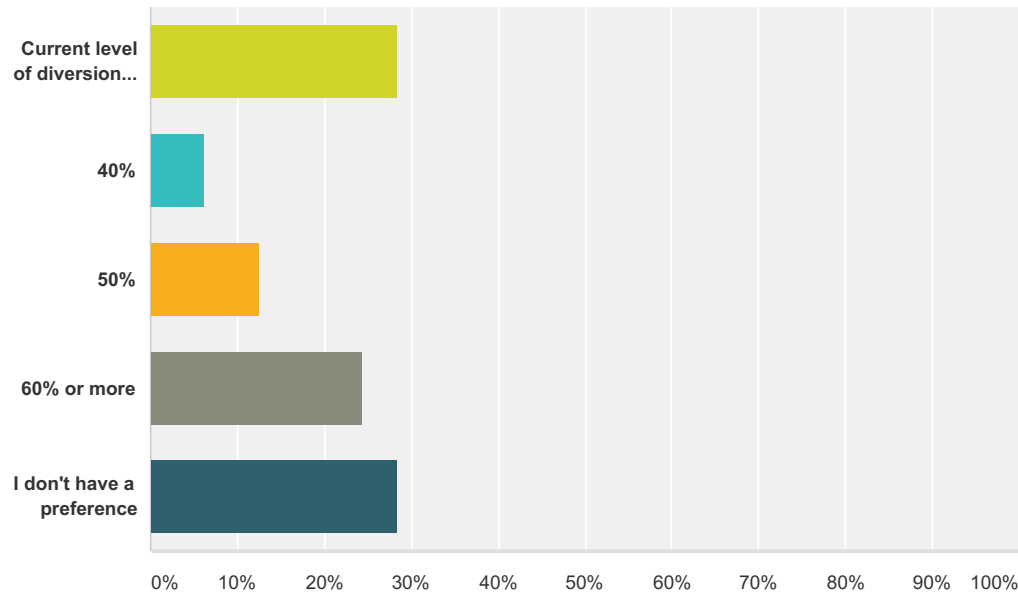
Answered: 176 Skipped: 20



	1	2	3	Total	Score
Tuesdays (all day)	25.57% 45	41.48% 73	32.95% 58	176	1.93
Friday (all day)	11.93% 21	49.43% 87	38.64% 68	176	1.73
Saturday (partial day)	62.50% 110	9.09% 16	28.41% 50	176	2.34

Q13 The current diversion rate (how much waste is diverted from the landfill) in North Huron is approximately 30%. The province has set diversion goals for 60%. Changing to bi-weekly could increase Township diversion rates and extend the life of the landfill. Would you like our municipality to strive for:

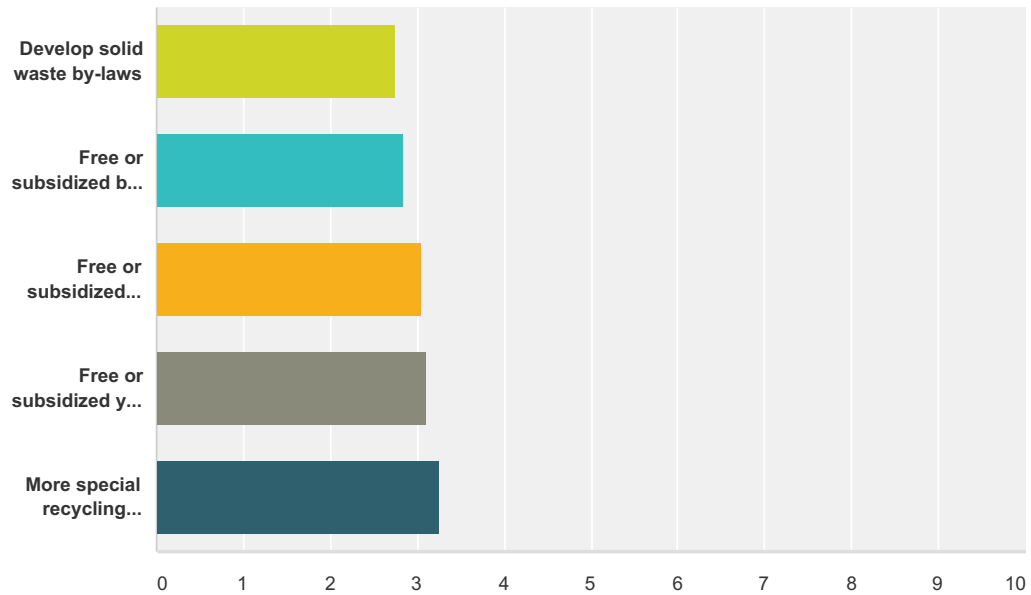
Answered: 176 Skipped: 20



Answer Choices	Responses	
Current level of diversion (30%)	28.41%	50
40%	6.25%	11
50%	12.50%	22
60% or more	24.43%	43
I don't have a preference	28.41%	50
Total		176

Q14 What is your preferred method to increase diversion: (Rank highest to lowest - 5, is most preferred 1, is least preferred)

Answered: 171 Skipped: 25



	1	2	3	4	5	Total	Score
Develop solid waste by-laws	29.24% 50	14.04% 24	5.85% 10	4.68% 8	46.20% 79	171	2.75
Free or subsidized blue boxes to residents, as required	13.45% 23	19.88% 34	10.53% 18	49.71% 85	6.43% 11	171	2.84
Free or subsidized kitchen waste containers for residents as required	9.36% 16	15.79% 27	50.88% 87	16.96% 29	7.02% 12	171	3.04
Free or subsidized yard (private) composting incentives	9.36% 16	39.18% 67	19.30% 33	16.96% 29	15.20% 26	171	3.11
More special recycling events (household hazardous waste events, yard waste programs, large article waste programs)	38.60% 66	11.11% 19	13.45% 23	11.70% 20	25.15% 43	171	3.26